

### Operation manual



Please follow the instructions in this manual to obtain the optimum results from this unit.  
We also recommend that you keep this manual handy for future reference.

## TABLE OF CONTENTS

1. About this product.....	Page 3
2. Safety informations.....	Page 3
3. Dimensions.....	Page 3
4. Installation.....	Page 4
5. Specifications.....	Page 4

## 1. ABOUT THIS PRODUCT

These PL166CF and PL2415CF loudspeakers broadcast pan-for hotels, commercial buildings, supermarkets, schools, leisure and entertainment venues, is your ideal choice. For your installation, commissioning and use of this product, the installation please read this note.

## 2. SAFETY INFORMATIONS

### Common warning signs and security

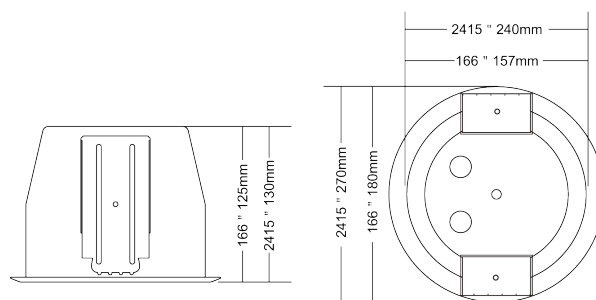
The manual shown warning signs and security is to prevent the improper operation due to personal injury arising from the loss of property, please read before using this product must understand that this manual security symbols and Warning to indicate fully aware of potential risks.

**Warning :** Such as the inappropriate use of staff will cause injury, death and property damage.

### When installed loudspeakers


- Restricted by the provisions of the speakers on the voltage, such as the us of high voltage may cause electric shock or fire disaster. Is no pruning, distorted, or replacement of damaged wires.
- Avoid instability in the installation or set up speakers, such as shaking the table or flat surface, the speaker can avoid falling caused personal injury or property damage.
- Speakers will be installed in support of the speaker or the weight of a solid shelf. Speaker swap can be avoided caused personal injury or property damage.
- Wet hands must not be admitted into or plugs, may lead to electric shocks.
- The allocation of plugs, make sure that pull plugs, rather than pull wires.
- The use of a damaged power line of machinery may cause fire or electric shock.
- Mobile speaker, you plug the prior allocated. If the speaker and plugs may be moving together will cause fi re or electric shock. For plugs, identified as plugs for grip.
- Will not be allowed to speakers on the vent cover. May cause intern heating caused by the fire.
- Avoid speakers installed in the humidity or dust, direct contact with the sun from the near electric, or smoke or steam, may cause fire or electric shock.

## 3. DIMENSIONS




PL166CF PL2415CF

## 4. INSTALLATION



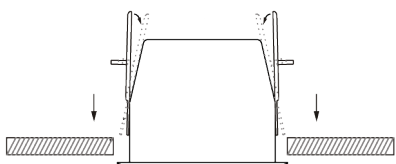
### Step 1

First measuring tools, measuring speaker mounting hole bit. Mounting holes and then mask bit must be less than the speakers on both sides of iron fittings, push to the loudspeakers, so that speakers on both sides of metal plates into a 90° vertical.



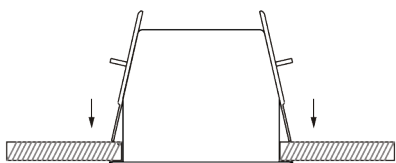
### Step 2

The speaker to the ceiling mounting holes a good push.



### Step 3

When the speaker stand up too the ceiling of the mask, the metal plates on both sides of the speaker to change less than 90° angle. Speakers on both sides of metal plates so that ceiling caught.



### Step 4

This is the net effect of speaker installation.

## 5. SPECIFICATIONS

Model	PL166CF	PL2415CF
Power taps 100V	6W, 3W, 1,5W, 0,75W, 0,38W	15W, 7,5W, 3,75W, 1,87W, 0,93W
Power taps 70V	3W, 1,5W, 0,75W, 0,38W, 0,19W	7,5W, 3,75W, 1,87W, 0,93W, 0,46W
Impedance	COM / 1,7KΩ / 3,3KΩ / 6,7KΩ / 13KΩ / 26KΩ	COM / 670Ω / 1,3KΩ / 2,6KΩ / 5,3KΩ / 10,7KΩ
Frequency response	92 dB	93 dB
SPL (1W / 1m)	130 Hz – 18 KHz	80 Hz – 20 KHz
Cutout size	Ø157 mm	Ø240 mm
Dimensions	180 x 125 mm	270 x 130 mm
Weight	1,2 kg	1,7 kg

# LINEARSOUND



---

Linear Technologie • 11 rue du Puits Rochefort • 42 100 Saint-Etienne  
Tél: +33 (0)4 77 81 49 49 • Fax: +33 (0)4 77 81 49 40 • [www.lineartech.fr](http://www.lineartech.fr)